



OWNER'S TECHNICAL MANUAL

EL Series Hot Water Hose Reel With Nozzle

HR30080C

Description

The Alemlube EL Series HR30080C hot water hose with nozzle reel is a quality hose handling, retrieval and storage system with crimped hose end, integral carry handle and detachable mounting bracket enabling 180° hose reel rotation. Manufactured with high density impact resistant and UV stabilised polypropylene cover, the HR30080C Hybrid Polymer features a positive latching system that automatically locks the hose.

at the desired length and the heavy duty internal spring assembly easily retrieves the hose when partially or fully extended.

Suitable for use in the agricultural, automotive, manufacturing, contractor and transport sectors, the HR30080C hot water hose reel with nozzle increases safety by reducing rewind speed by up to 80%.

Mountable on the wall or ceiling, the EL Series HR30080C features a constant speed control device ensuring safe and accurate rewinding.

Specifications

Uses	Hot Water
Working Pressure	300psi (20bar)
Materials	Hybrid Polymer



HR30080C HOT WATER HOSE REEL

PART No.	PRODUCT DESCRIPTION	PSI/BAR
HR30080C	EL Series Hot Water Hose Reel complete with 15m x 12mm ID Hybrid Polymer hose with hot water nozzle and 0.9m lead in hose	300psi/20bar

Technical Details

Item	Max Pressure (psi/bar)	Hose Working Temperature (C)	Hose Capacity		
			Material	I.D. (inch/mm)	Length (m/ft)
HR30080C	300/20	-40C° to +60C°	Hybrid Polymer	1/2" BSP(T) / 12	15 / 49

NSW
TEL: (02) 9677 1555
FAX: (02) 9675 1155

QLD/PNG
TEL: (07) 3204 9166
FAX: (07) 3204 1224

VIC/TAS
TEL: (03) 8787 8288
FAX: (03) 8787 8266

WA
TEL: (08) 9302 4199
FAX: (08) 9303 2095

SA/NT
TEL: (08) 8241 7111
FAX: (08) 8241 7011

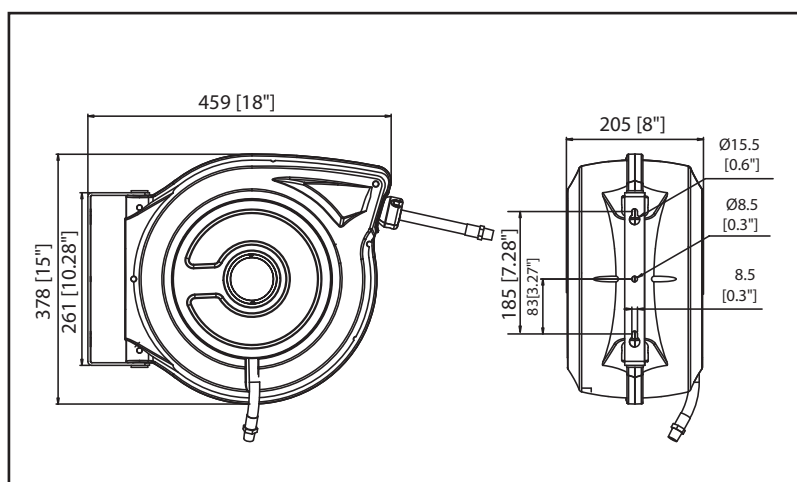
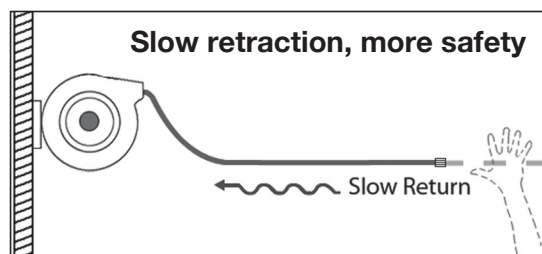
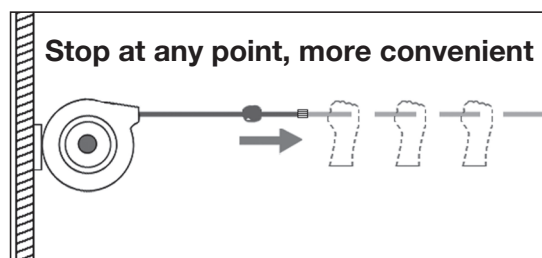
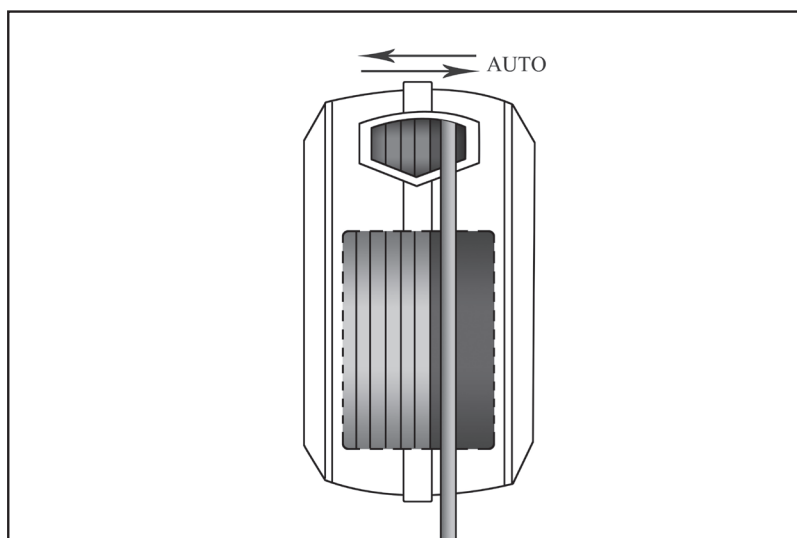
NZ
TEL: (64) 9 447 1007
FAX: (64) 9 447 1008



Specifications

- Automatic hose guiding system allows an automatic rewinding of hose in an orderly way, without any kinks
- Speed control device makes an automatic rewinding of hoses in constant speed and safer way, keep the rewind speed under control all the time
- Hose can be stopped at any point as you require
- Newly designed swivel and hose inlet connection seal against leaks
- Durable construction made from high quality impact resistant polypropylene, light weight and more compact
- Superior bend radius of hybrid polymer hose helps eliminate kinks, no memory
- Hose maximum temperature -40°C to +60°C
- 0.9m lead-in hose is included

Hose guiding system & rewind



NSW
TEL: (02) 9677 1555
FAX: (02) 9675 1155

QLD/PNG
TEL: (07) 3204 9166
FAX: (07) 3204 1224

VIC/TAS
TEL: (03) 8787 8288
FAX: (03) 8787 8266

WA
TEL: (08) 9302 4199
FAX: (08) 9303 2095

SA/NT
TEL: (08) 8241 7111
FAX: (08) 8241 7011

NZ
TEL: (64) 9 447 1007
FAX: (64) 9 447 1008